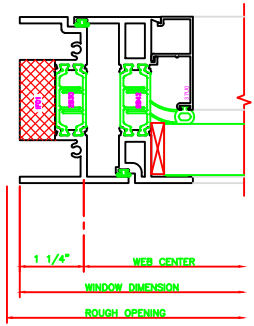
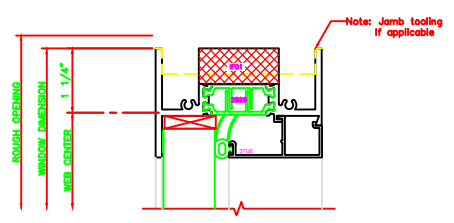
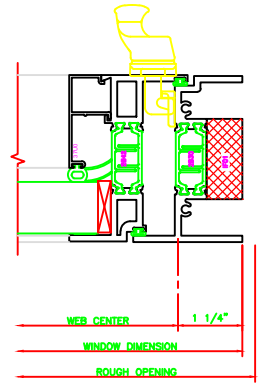


| | |
|-----|--------------------|
| 402 | JAMB |
| | 325 |
| | FIXED \ PROJECT IN |

| | |
|-----|-------|
| 100 | HEAD |
| | 325 |
| | FIXED |

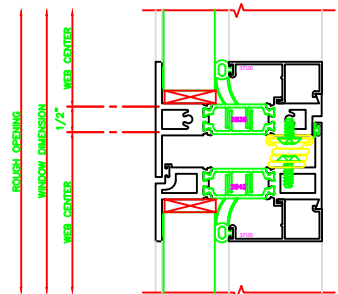


| | |
|-----|------------------------|
| 430 | JAMB |
| | 325 |
| | CASEMENT IN 4-BAR ARMS |

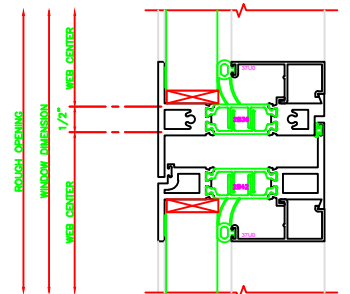


| | |
|-----|----------------------|
| 431 | JAMB |
| | 325 |
| | CASEMENT IN CAM LOCK |

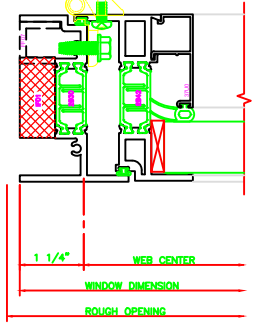
| | |
|-----|--------------------------------|
| 530 | MEETING RAIL |
| | 325 |
| | FIXED \ CASEMENT IN 4-BAR ARMS |



| | |
|-----|---------------------------------|
| 531 | MEETING RAIL |
| | 325 |
| | FIXED \ CASEMENT IN BUTT HINGES |

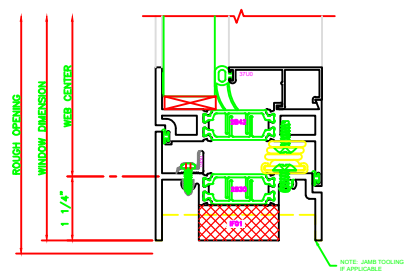


ERECTOR NOTE:
 THE HINGED JAMB FRAME SHALL BE INSTALLED PLUMB. ALL HINGES SHALL BE SECURELY BLOCKED AND ANCHORED TO THE CONDITION THROUGH THE HINGES OR AS CLOSE AS POSSIBLE TO THE HINGES.



| | |
|-----|-------------------------|
| 432 | JAMB |
| | 325 |
| | CASEMENT IN BUTT HINGES |

| | |
|-----|------------------------|
| 230 | SILL |
| | 325 |
| | CASEMENT IN 4-BAR ARMS |



| | |
|-----|-------------------------|
| 231 | SILL |
| | 325 |
| | CASEMENT IN BUTT HINGES |

